

SANSKAR SCHOOL

GRADE- I

Assignment 24

Date: Thursday, 21st January 2021

ENGLISH:

Read the story-The Ass in the Lion's Skin

18

The Ass in the Lion's Skin

Have you ever tried to behave like someone else? What happens when you do so? Read this story about an ass who tries to fool people. Find out what happens.


Once there was an ass who wanted everyone to fear him. But his master made him work hard and the children in the village laughed at him when he called out to them, 'Hee-haw, hee-haw!'

One day, the ass was **roaming** outside the village. He found a lion's skin. The hunters had left it in the sun to dry. The ass put it on and started walking. The animals saw him. They thought it was a lion. They started running in fear. The ass was excited. He felt like a lion. He went towards his village.

The people thought a lion had come into the village. They **screamed** in fear and ran away. The children hid behind their mothers.

'Help us, help us,' they cried.

He was a **proud** ass that day. Finally, people were scared of him!



roaming: moving about without any particular reason or direction
screamed: shouted and cried loudly
proud: feel happy about something you have done

94



In his delight, he lifted up his head and brayed loudly, 'Hee-haw, hee-haw.'

Suddenly, the people stopped running. 'This is not a lion. It is the village ass!' they said.

Soon, his master came and **drove** him away for **frightening** everyone.


Later that day, the ass sat **alone** outside the village. He felt sorry for himself.

A fox had seen all this happen. He came up to the ass and said, 'I knew it was you. Why did you bray?'

'I was so happy. Everyone was afraid of me. I could not stop myself,' the ass said sadly.

'Then, it **serves you right!**' said the fox and went away.

drove: (here) made the animal go away forcefully




MATHS:

Watch the video carefully.

<https://youtu.be/ftB5VU64yGA>

Read and do pg no 132 and 134




Unit 10

MEASUREMENT OF LENGTH AND WEIGHT

LENGTH

Look at the table in your classroom. What is its length? What is its breadth? Let us find out.




Activity Time

Measure the length of the table with the help of your pencil.

The length of the table is pencils.

Now measure the breadth with the same pencil.

The breadth of the table is pencils.




Complete the statement:

The length of the table is _____ than its breadth. (greater, smaller)

Now use your hand span to find out the length and breadth of the table.

The length of the table is hand spans.

The breadth of the table is hand spans.




132

Measure your belt with your pencil.




The belt is pencils long.

Measure your toothbrush with a matchstick.



The toothbrush is matchsticks long.

Length is measured in **metres**. We write **m** for metre. The cloth seller measures cloth with a **metre rod**. He measures cloth in metres.



Length is also measured in **centimetres (cm)**. The ruler in your geometry box shows centimetres. Small lengths are measured in centimetres.

Measure your comb in centimetres. It is cm long.

Measure the length of your Mathematics book in centimetres.

It is cm long.

Find the length of a saree in metres. It is m long.

HINDI:

नीचे दिए गए शब्दों के समान लय वाले शब्द चुनकर लिखिए।

बाँटा अंधा रेल सज रौने बेर

खेल	
कंधा	
काँटा	
ढेर	
कोने	
बज	

5 सामान तुक वाले शब्दों के जोड़े बनाकर लिखो।

UOI:

***Theme – Sharing the planet
Formative Assessment -3***

Conceptual Understanding – Ways to conserve water.

Task: - Express/ Write / Draw how we can conserve water.

Peer Assessment -



CHECKLIST

THINKING SKILL	REFLECTIVE	DECISION MAKING	UNDERSTANDING
Learner demonstrated Thinking Skills while showcasing different ways to conserve water.	Learner reflected his/her knowledge about different ways chosen by him/ her to conserve water.	Learner took the decision and chose best ways to conserve our limited resource.	Learner exhibited excellent understanding through the presentation.

Teacher's Feedback -

***** Please note learners will be assessed on the given checklist.**

FORMATIVE ASSESSMENT -3

Conceptual Understanding – Ways to conserve water.

TASK: - Express / Write / Draw how we can conserve water on the Table Mat format given below.

Water Conservation



Directions: Our earth has only a certain amount of water, and will never have more. We need to keep our water clean and not waste it. In what ways do you work to conserve water each day? How can we all conserve water?

How can we
conserve water in

How can we conserve
water in our schools?

Ways to
Conserve
Water

How can we keep our
rivers and lakes clean?

What should we do
to ensure our future
has plenty of clean
water?

**** Submission Date: 24.1.2021**

ART:

Task: Learners will complete the dotted bunny by tracing over the lines and then color the picture using crayons as indicated.

For reference picture is given below.



P.E.:

Watch the video to learn some warm exercises and P.T. drills

<https://youtu.be/XsIGmOuwVi4>

DANCE:

Watch the video and practice the steps.

<https://youtu.be/f16y7rtZI3o>